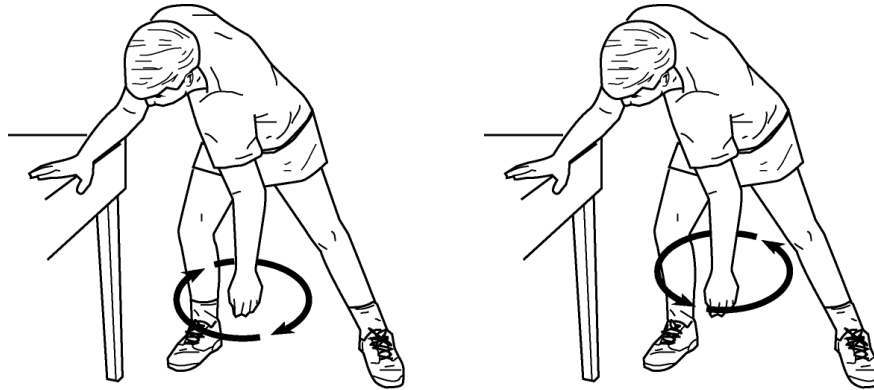


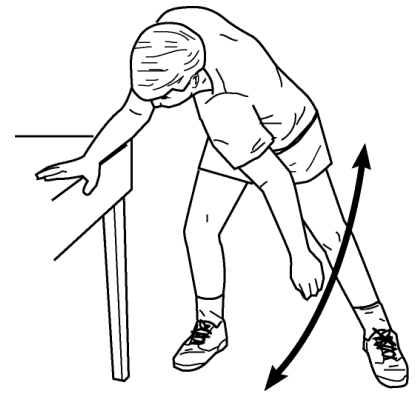
Pendulum Exercises for Shoulder

All exercises should be done 5 times daily in 5 to 10 minute sessions.

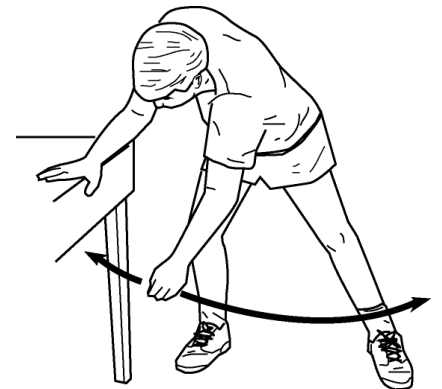
- ❑ Bend at the waist so your arm is dangling down. You may want to hold onto a table or chair for support. Gently rock your body weight from your left to your right foot or in a circular motion to move your arm in circular pattern. Reverse your movement so your arm moves in the opposite direction. Do this 5 times in each direction.



- ❑ Bend at your waist so your arm is dangling down. You may want to hold onto a table or chair for support. Move your arm forward and backward. Let your arm swing freely.



- ❑ Bend at your waist so your arm is dangling down. You may want to hold onto a table or chair for support. Move your arm side to side. Let your arm swing freely.



5/2013 Health Information Translations

Unless otherwise stated, user may print or download information from www.healthinfotranslations.org for personal, non-commercial use only. The medical information found on this website should not be used in place of a consultation with your doctor or other health care provider. You should always seek the advice of your doctor or other qualified health care provider before you start or stop any treatment or with any questions you may have about a medical condition. The Ohio State University Wexner Medical Center, Mount Carmel Health System, OhioHealth and Nationwide Children's Hospital are not responsible for injuries or damages you may incur as a result of your stopping medical treatment or your failure to obtain medical treatment.